

Computer Generated Chips in Human Brain

Mr. Kuldeep Singh¹, Ms. Shweta Singh², Ms. Archana Verma³

¹(MCA Department, Noida Institute of Engineering and Technology, India)

²(MCA Department, Noida Institute of Engineering and Technology, India)

³(MCA Department, Noida Institute of Engineering and Technology, India)

Abstract: *Computer-generated brain chips, also known as brain-computer interfaces (BCIs) or neural implants. These are having the potential to fundamentally alter the treatment of neurological conditions and the enhancement of cognitive abilities. Microelectronics, nanotechnology, and artificial intelligence are just a few of the complex technologies. These are used to create these gadgets. These technologies make it possible to connect the brain directly to an external device.*

With an accentuation on their forthcoming purposes, benefits, and challenges, this exploration article offers a survey of the cutting edge in the creation and execution of mind inserts. This study examines the various kinds of neural implants that are available, including those for deep brain stimulation, cortical implants, and peripheral nerve interfaces. The article also discusses the ethical and legal issues surrounding the use of brain implants, such as privacy, informed consent, and data security.

This exploration concentrate on tries to offer a fair evaluation of the current degree of exploration in the space of cerebrum inserts and their capability to upgrade human wellbeing and cognizance through a careful assessment of the writing. This study expects to add to a superior comprehension of the complex moral and cultural results of this new innovation by addressing the troubles and valuable open doors connected with the use of these gadgets.

/Keywords - Neural implant, cognitive, nanotechnology, malfunction, neuroscience.

1. INTRODUCTION

Multiples of millions have been added to the pace of data transfer. The amount of time we have to choose wisely is dwindling. Humans need a technological revolution as they must decide whether to enter a new dark era. It is obvious that the modern revolution requires the most profound social change. Time to find new mankind. It's time to concentrate on technology of the future that discovers new sources of energy rather than squandering money on short-term issues. Human cognitive abilities with implanted brain chips. A complex network of connections known as the "brain chips interface" allows electrical impulses to be transmitted from the brain to a computer or from a computer to the brain via a chip. For other words, we can say that whatever the brain cells say, the computer will pick it up, but it's a two-way communication, meaning that the computer can also speak back to the chip by delivering the instructions to carry out the particular task. It sounds like science fiction when machines mimic human brain function. It resembles the combination of engineering and neurobiology. The goal of building brain chips with NANO TECHNOLOGY is to turn a person into a SUPERHUMAN. It has amazing uses in the areas of speed recognition and neurological engineering. It was a revolutionary invention. People nowadays suffer from neurological illnesses, which are fatal ailments. The more research done, the better the results. Worldwide, neurological illnesses affect around

one billion people, resulting in seven million annual fatalities. Many scientists now think that the BRAIN CHIPS INTERFACE TECHNOLOGY (BCI) can be quite helpful in resolving these neurological disorders after many years of study. The human brain can have a chip implanted in it that can mathematically imitate all of the brain's operations and record them for transmission to computers. to be utilised by individuals who have neurological brain damage and have lost control of their bodily motions. only with the aid of human brain thinking. Additionally, it is meant for military uses. It has a countless number of uses. But if utilised improperly, it also has the potential to destroy the globe. Let's hope it results in international and governmental peace. Just give access to those who truly need it.

2. BRAIN CHIP INTERFACE:

A brain chip interface, also known as a brain-computer interface (BCI) or neural interface, is a technology that enables direct communication between the brain and an external device or computer system. It allows for bidirectional information exchange, where signals from the brain can be decoded and used to control external devices, and vice versa, providing sensory feedback to the brain. The fig 1 is shown.

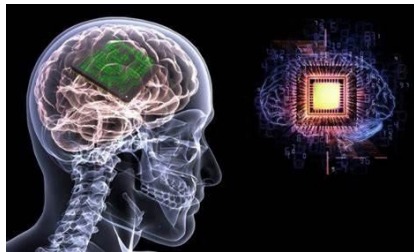


Fig 1: Chip in Brain

The goal of brain chip interfaces is to bridge the gap between the human brain and technology. This is able to enable individuals to interact with computers or control prosthetic limbs using their thoughts alone. This technology holds great promise for improving the quality of life for individuals with disabilities, such as paralysis or neurodegenerative disorders, by restoring mobility and communication abilities.

3. THE ELEMENTARY PARTS OF BRAIN CHIP INTERFACE:

- **The Pedestal with chip:** The height of the base is 2 cm, a 4 mm microelectrode array (brain chip) is attached. Here is a picture of the socket with the chip installed.

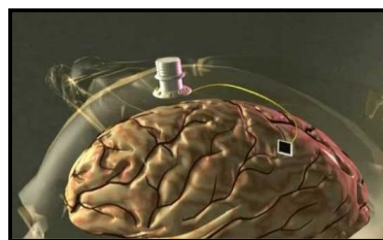


Fig 2: Pedestal Connector

Record every electrical impulse in the nerve cells of the brain and Send it to the signal amplifier

- **Neural Signal Interpreter(Sensor):** Transduces all brain signals. It processes digital signals and sends them to a computer for processing. It can also convert digital signals into brain signals.

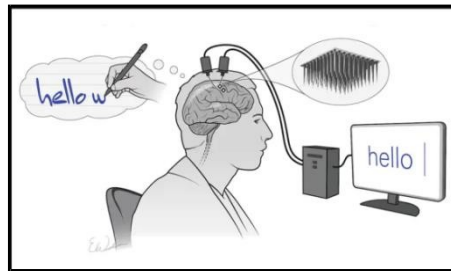


Fig 3: Neural Signal Interpreter

- **Signal Amplification and Conditioning:** The neural signals acquired from the brain are typically weak and require amplification to enhance their strength for further processing. Conditioning involves filtering and preprocessing the signals to remove noise and artifacts, ensuring high-quality signal acquisition.
- **Data Transmission and Communication:** The brain chip interface facilitates the transmission of data between the brain and external devices or computer systems. This can involve wireless or wired communication protocols to ensure reliable and efficient transfer of neural signals and command information.
- **User Interface and Interaction (The computer):** The computer in a human chip interface serves as the central processing unit that bridges the communication between the implanted chip or neural interface and external devices or applications. Its computational power and advanced algorithms enable real-time analysis of neural signals, enabling the translation of brain activity into meaningful commands or actions



Fig 4: Brain signals in computer

4. ELECTROENCEPHALOGRAPHY (EEG)

A non-invasive neuroimaging method called electroencephalography (EEG) is used to assess and record the electrical activity of the brain. It entails applying electrodes to the scalp in order to detect and magnify the tiny electrical impulses produced by the brain's neurons.

EEG is frequently used to examine brain activity and function in both clinical and research contexts. It offers useful knowledge about brainwave patterns that researchers and medical practitioners may use to examine brain activity and spot anomalies or particular patterns linked to particular cognitive states or neurological illnesses.

The neural networks in the brain generate a range of electric impulses that form diverse patterns for the numerous tasks the human brain does. The patterns that are produced when a patient shows agreement with a task are different from those that are produced when the patient signals dissatisfaction. The computer receives these distinctive patterns. Each activity is recorded by the computer, which also transmits the digital data that was created from the brain impulses.

All electrical impulses from the brain's nerve cells are converted into digital data via EEG, and vice versa. An EEG headgear that records the brain's functional impulses has been created by scientists.



Fig 5: EEG CAP

5. NEURAL NETWORK WITH THE BRAIN CHIPS:

In the context of brain chips, a neural network refers to a network of artificial neurons or computational models inspired by the structure and function of biological neural networks in the brain. Neural networks can be implemented within brain chips or brain-computer interfaces (BCIs) to enhance the processing and interpretation of neural signals.

The integration of neural networks with brain chips allows for more advanced and efficient analysis of brain activity. Here are a few key points related to neural networks in the context of brain chips:

- Signal Processing
- Pattern Recognition
- Adaptive Learning
- Closed Loop System
- Computational Efficiency

The integration of neural networks with brain chips expands the capabilities of the interface, enabling more sophisticated analysis, interpretation, and control of neural signals. By leveraging the power of neural networks, brain chips can enhance the functionality and performance of brain-computer interfaces for various applications in healthcare, research, and human-computer interaction.




Fig 6: Neural Network

6. HOW DOES IT WORK?

The brain and an external device or computer system must communicate with one another in order for a brain chip interface, sometimes referred to as a brain-computer interface (BCI), to function. The overall operation of a brain chip interface is described as follows:

- **Neural Signal Acquisition:** The brain chip interface starts by gathering brain signals related to neural activity. This can be accomplished using a variety of approaches, including implanted electrodes, non-invasive sensors (like the EEG), or more sophisticated neuroimaging technologies. The electrical activity or other pertinent signals produced by the brain's neurons are detected and recorded by these sensors.
- **Signal Processing:** To extract pertinent information, the obtained brain signals are subsequently analysed. To improve the signal's quality and accuracy, this may entail amplification, filtering, and other signal processing methods. The signals are processed and made ready for additional analysis.
- **Feature Extraction and Signal Interpretation:** The processed neural signals are analyzed to identify meaningful patterns or features. Advanced algorithms and machine learning techniques are used to extract these features from the signals. The extracted features are then interpreted to determine the user's intentions, commands, or cognitive states.
- **Command Generation:** The brain chip interface creates commands or control signals based on the interpreted neural signals. These commands can be used to operate extraneous gadgets like robotic systems, artificial limbs, and computer programmes. Depending on the exact use of the brain chip interface, the commands could entail movement, choice, communication, or any other action.
- **Feedback and Sensory Stimulation:** In some cases, the brain chip interface provides feedback or sensory stimulation to the user. This can be done by delivering sensory information, such as visual or auditory feedback, to the user based on the commands or actions performed by the interface.

The working of a brain chip interface involves a complex interplay of signal acquisition, processing, interpretation, and action generation. The goal is to establish a seamless communication pathway between the brain and external devices, enabling individuals to control and interact with technology using their thoughts or intentions. Ongoing advancements in technology and research continue to improve the accuracy, reliability, and usability of brain chip interfaces.

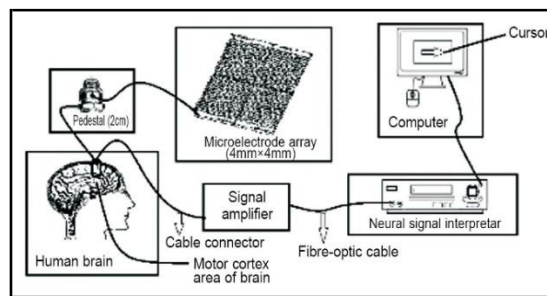


Fig 7: Working of BCI

7. ACHIEVEMENTS AND APPLICATIONS IN VARIOUS SECTORS:

- **Prosthetic Limbs:** Brain chip interfaces have been used to control advanced prosthetic limbs, providing paralyzed individuals with the ability to perform complex movements and regain functional capabilities. By decoding the user's intended movements from neural signals, the brain chip interface translates those signals into commands that drive the prosthetic limbs actions.



Fig 8: Completely Paralyzed Patient

- **Exoskeletons:** Brain chip interfaces have been employed to control exoskeletons, wearable robotic devices that provide external support and assist individuals with mobility impairments. These interfaces enable paralyzed patients to initiate movements, such as walking or grasping objects, by using their brain signals to command the exoskeleton.



Fig 9: Prosthetic Device

- **Remote Controlled Animals:** These technologies are employed in various animals such as dogs, rats, and sharks to aid in military rescue missions. The Defense Advanced Research Projects Agency (DARPA) has been involved in the development of neural implants specifically for sharks. These implants utilize the unique sensory capabilities of sharks to gather data related to enemy ship movements or underwater explosives.



Fig 10: Remote control rat

- **Telepathy:** The alleged ability to communicate thoughts, ideas, or information directly between two minds without the need for written or verbal communication is referred to as telepathy. It is frequently linked to occult or psychic phenomena. While clairvoyance has been a subject of interest and theory, logical examination has not given definitive proof to help its presence. Telepathy is still largely a fiction and speculative concept rather than a well-established scientific fact.



Fig 11: Telepathy

8. ETHICAL AND LEGAL CONSIDERATIONS:

The use of computer-generated chips in the human brain raises important ethical and legal considerations. Some of these considerations include:

- **Informed Consent:** Individuals must provide informed consent before undergoing any procedures involving computer-generated chips in the brain. They should be fully informed about the risks, benefits, and potential implications of the procedure, and have the right to make autonomous decisions regarding their participation.
- **Privacy and Data Security:** The collection and storage of neural data raise concerns about privacy and data security. Safeguards must be in place to protect the confidentiality and integrity of individuals' neural information, ensuring that it is not accessed or used without proper authorization.
- **Ownership and Control of Neural Data:** The ownership and control of neural data obtained through computer-generated chips are questioned. It is pivotal to lay out clear rules on who possesses the information, how it tends to be utilized, and the way that long it ought to be held. Regard for people's independence and security freedoms ought to be vital.
- **Equity and Accessibility:** The development and use of computer-generated chips should consider issues of equity and accessibility. Ensuring that the technology is available and affordable to all individuals who can benefit from it, regardless of socioeconomic status, is important to prevent exacerbating existing social disparities.
- **Ethical Use and Misuse:** There is a need to establish guidelines for the ethical use of computer-generated chips in the human brain. This includes defining acceptable applications and preventing potential misuse, such as unauthorized manipulation of neural signals or invasive monitoring of individuals without their consent.

- **Long-Term Effects and Safety:** The long-term effects and safety of computer-generated chips in the human brain require careful monitoring and assessment. Comprehensive studies are needed to understand the potential risks and mitigate any adverse effects on individuals' health and well-being.
- **Regulatory Frameworks:** Establishing appropriate regulatory frameworks is crucial to ensure the responsible development, deployment, and use of computer-generated chips in the human brain. These frameworks ought to cover matters of security, effectiveness, privacy, and morality.

Research, development, and use of computer-generated chips in the human brain must take ethical and legal issues seriously in order to guarantee that the technology is applied in a way that respects individual autonomy, privacy, and societal well-being.

9. BRAIN CHIP INTERFERENCE(CHALLENGES):

Brain chip interference refers to disruptions or distortions in the functioning of a brain chip or brain-computer interface (BCI) caused by external factors. Interference can arise from various sources and may impact the accurate transmission of signals between the brain and the chip, potentially leading to performance issues or malfunctions.

Some common sources of brain chip interference include:

- **Electromagnetic Interference (EMI):** External electromagnetic fields or radiation can interfere with the signals transmitted by the brain chip, affecting its reliability and accuracy. Devices such as cell phones, power lines, or other electronic devices can be potential sources of EMI.
- **Environmental Factors:** Factors like physical barriers, electrical noise, or poor signal quality within the immediate environment where the BCI is being used can introduce interference. This could be especially relevant for wireless or radio-frequency-based BCIs.
- **Biological Factors:** Biological processes within the body, such as muscle movements, electrical activities in other parts of the nervous system, or biological noise, can introduce unwanted interference that affects the functioning of the brain chip.
- **Cybersecurity Threats:** Brain chips connected to external networks, such as the internet or wireless systems, may be vulnerable to cybersecurity threats. Unauthorized access or malicious attacks on the chip's software or communication pathways can disrupt or manipulate its functioning.

To mitigate brain chip interference, researchers and developers focus on techniques such as shielding the chip against EMI, improving signal processing algorithms, enhancing hardware robustness, and implementing stringent cybersecurity measures. Thorough testing, validation, and adherence to safety standards are critical to ensuring the reliable and secure operation of brain chips or BCIs.

10. CONCLUSION

The research paper highlights the significant potential of computer-generated chips in the human brain and their implications for neuroscience and healthcare. These chips offer exciting opportunities for enhancing cognitive function, restoring lost abilities, and treating neurological disorders. The technical aspects of chip design, manufacturing processes, and their integration with neural tissue have been explored.

Ethical considerations surrounding privacy, informed consent, and social equity are important areas of concern that must be addressed as this technology advances. Balancing the benefits of computer-generated chips with the potential risks and ethical implications is crucial for responsible development and implementation.

Looking ahead, future directions for computer-generated chips include miniaturization, improved biocompatibility, wireless communication, and integration with artificial intelligence and machine learning.

Multi-modal interfaces and collaborations across disciplines will play a vital role in advancing the field. Long-term safety studies and robust ethical frameworks are essential to ensure the responsible and beneficial use of this technology.

The research paper concludes by emphasizing the significance of continued research and development in this field. It emphasizes the demand for more research into the possible uses technological developments, and moral ramifications of computer-generated chips in human brains. This technology has the ability to improve neuroscience and revolutionize healthcare by solving issues and encouraging ethical innovation, creating new opportunities for human cognition, wellbeing, and quality of life.

REFERENCES

- [1] Vassanelli S., Brain-Chip Interfaces: The Present and The Future, *The European Future Technologies Conference and Exhibition 2011*
- [2] Brown, A. B., & Davis, C. E. (2020). Brain-Computer Interfaces: Principles and Applications. *Springer*.
- [3] Das S. S , Brain Chips Technology: *International Journal of Science and Research (IJSR)* 2022.
- [4] Gulshan S., Khaleel M. S, Pasha S. M., Taskeen S. ,The Future Technology Brain Chip Interference: *International Journal of Engineering Research and Technology (IJERT)* 2017.
- [5] National Institute of Neurological Disorders and Stroke. (2021). Brain-c computer interfaces: Restoring movement and speech. Retrieved from <https://www.ninds.nih.gov/Disorders/All-Disorders/Brain-Computer-Interfaces-Restoring-Movement-and-Speech>
- [6] Gohel H., Kothia A. , Garsondiya B. K., Jani H.:Operation Study of Brain Reading-Neuroimaging in Human Brain Computer Interface, *American Research Journal of Computer Science and Information Technology*
- [7] Talha M.: A History of development in brain chips in present and future, *Internation Journal of Psychosocial Rehabilitaton-February 2020*.
- [8] Moravec H.: When will computer hardware match the human brain?.,*Journal of Evolution and Technology* - 1998